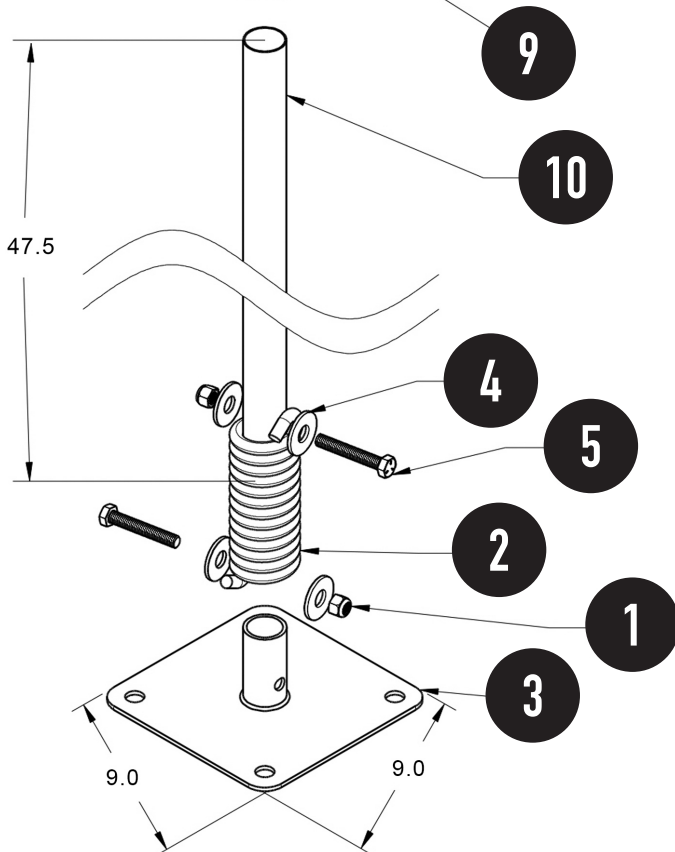
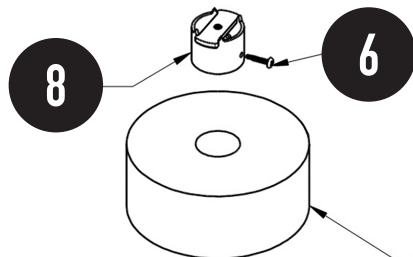
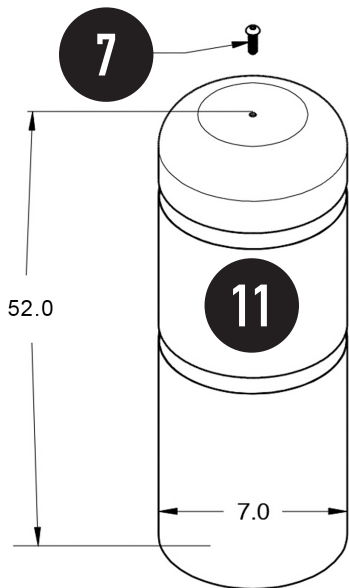


FLEX POST®

ASSEMBLY GUIDE & PARTS LIST



#	Quantity	Part Number	Dimensions & Description
1	2	37030	1/2"-13 Lock Nut - Zinc
2	1	RE-SK	Patented Torsion Spring
3	1	RE-BP	9" x 9" Square Base Plate
4	4	33012	1/2" x 1.375" Flat Washer - Zinc
5	2	13824	1/2"-13 x 3" Tap Bolt - Zinc
6	1	11253669	10 x 1/2" Self Tapping Screw
7	1	73780	5/16"-18 x 1" Cap Screw
8	1	RE-CP	Anti-Rotate Bollard Cap
9	1	RE-FR-7	7" Foam Spacer Ring
10	1	RE-47P	1 5/8" x 47.5" Galv. Steel Post - .055
11	1	RE-BC52	52" x 7" Bollard Cover



ANCHORING

CHOICE OF:



CONCRETE



ASPHALT



ADHESIVE

REFER TO THE
NEXT PAGE FOR
ANCHORING
INSTRUCTIONS